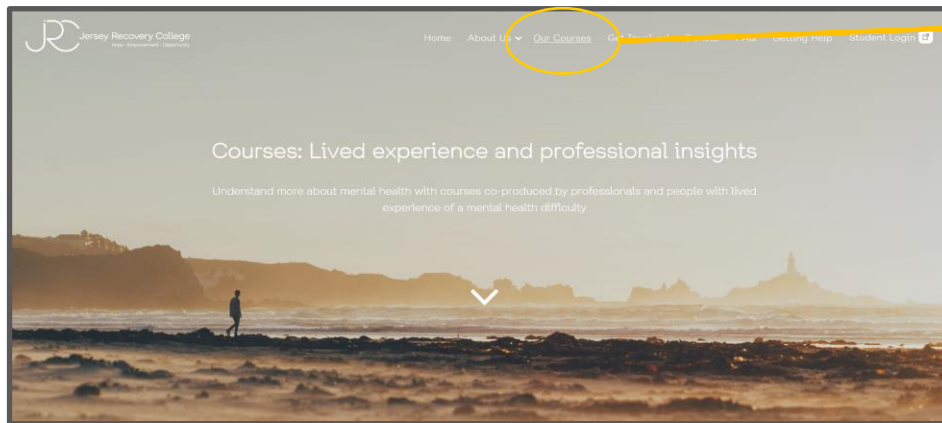




Your new
Student Portal



New Student Registration



Our Courses

Step 1

Go to : www.recovery.je and click on 'Our Courses'

Exploring Self Compassion

Self-compassion involves treating ourselves kindly, like we would a person we care about. During this introductory workshop we will explain the meaning of self-compassion and its benefits and challenges. We will invite students to participate in some brief exercises and meditations, which are designed to bring awareness to our experiences and to ourselves. We will provide some resource information for those wishing to continue to explore the subject.

SCHEDULE

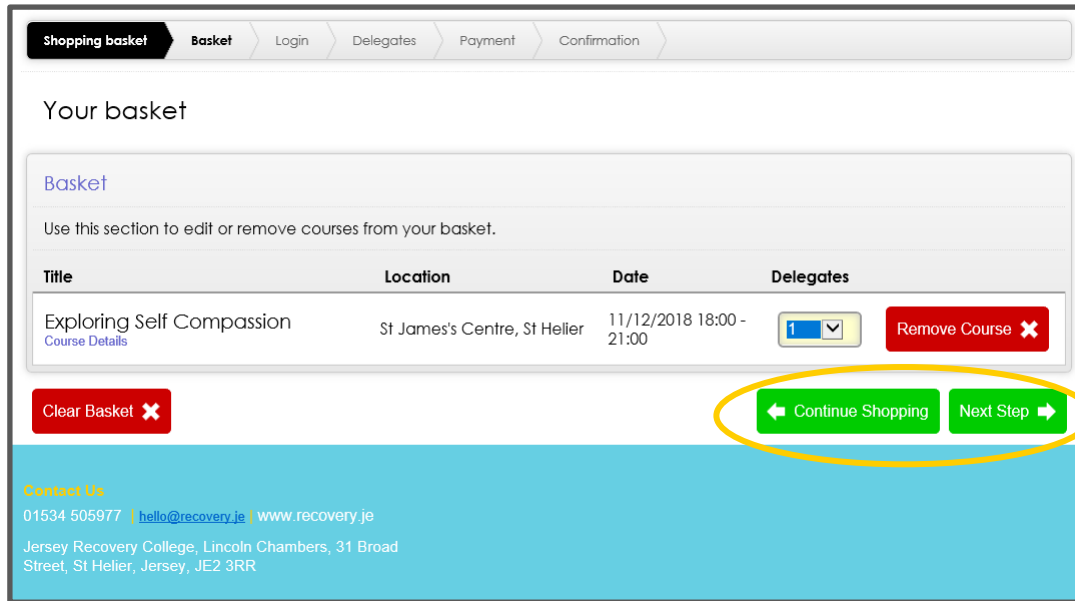
Tuesday 11th December
18:00 - 21:00

[Register Interest](#)

 via our booking system

Step 2

Find the course you would like to 'Register Interest' for and click here. You will be re-directed to our booking system



Step 3

You will be redirected to your basket.

Here you can:

- Review details of the course
- Remove courses
- 'Continue shopping' to add more courses to your basket

When you're ready to register your interest, click 'Next Step'

The screenshot shows a web interface for a 'Login' page. At the top, there is a navigation bar with a 'Shopping basket' button and a breadcrumb trail: 'Basket' > 'Login' > 'Delegates' > 'Payment' > 'Confirmation'. The main heading is 'Login'. Below this, there are two columns. The left column is titled 'I have an existing account' and contains the text 'Please enter your login details below to continue.' followed by two input fields: 'Email/User ID *' and 'Password *'. Below these fields are two links: 'I have forgotten my password' and a green 'Login and continue' button with a right-pointing arrow. The right column is titled 'I am a new customer' and contains the text 'Registering is easy.' followed by a green 'Register And Continue' button with a right-pointing arrow. At the bottom of the page, there is a 'Contact Us' section with the phone number '01534 505977', the email 'hello@recovery.je', and the website 'www.recovery.je'. Below this is the address: 'Jersey Recovery College, Lincoln Chambers, 31 Broad Street, St Helier, Jersey, JE2 3RR'.

Step 4

Click on 'Register and Continue'

Registration wizard Access details Personal details Marketing Completed

Registration

Email address

Please enter your email address below.

Email *


Confirm email *

Password

Please enter your password below.

Password *

Confirm password *

[Next Step](#) 

Step 5

Enter your email address and password.

Your password must be at least 8 characters and contain 2 or more numeric characters.

Click 'Next Step'

New Student Registration

Registration wizard

Access details Personal details Marketing Completed

Registration

About you

First name *

Last name *

Contact details

Telephone number

Mobile number *

Personal address

Please enter your personal address

Address *

Town/City *

County/State *

Postcode/Zip Code *

Country *

Additional details

Please enter any additional details

Special Requirements

What do you identify with? *

Emergency contact name *

Emergency contact relationship *

Emergency contact number *

In order to register for a course, please confirm you are over the age of 18 *

Next Step →

Step 6

Enter your personal details

- Name
- Contact Number
- Address
- Additional details

Click 'Next Step'

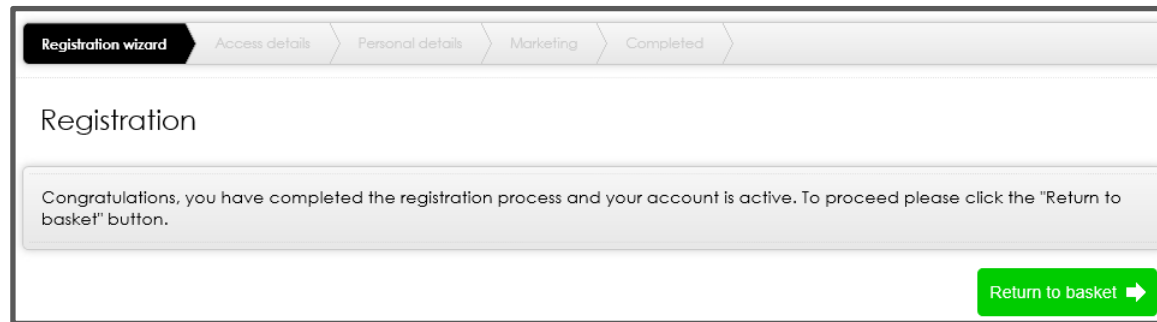
The screenshot shows a registration wizard with four steps: 'Registration wizard', 'Access details', 'Personal details', and 'Marketing' (the current step), followed by 'Completed'. The 'Marketing' section contains a text input field for 'How you heard about us', a dropdown menu for 'Preferred method of contact' with 'Email' selected, and a checked checkbox for 'Would you like to receive information about our products and services?'. A green 'Next Step' button with a right-pointing arrow is located at the bottom right of the form.

Step 7

Enter in how you heard about us and the best way to contact you.

Select if you would like to receive our email newsletters which provide updates and course information. This is what we mean when we refer to marketing.

Click 'Next Step'



Step 8

You now have an account on JRC's Student Learning Portal. Please see our Existing Student and Learning Portal Userguide for guidance on using the portal.

Click 'Return to Basket' and this will take you back to register your interest for the course(s)

Student and Course Registration

We are a self-referral service. We cannot accept applications completed on behalf of other people. Please see our [FAQs](#)

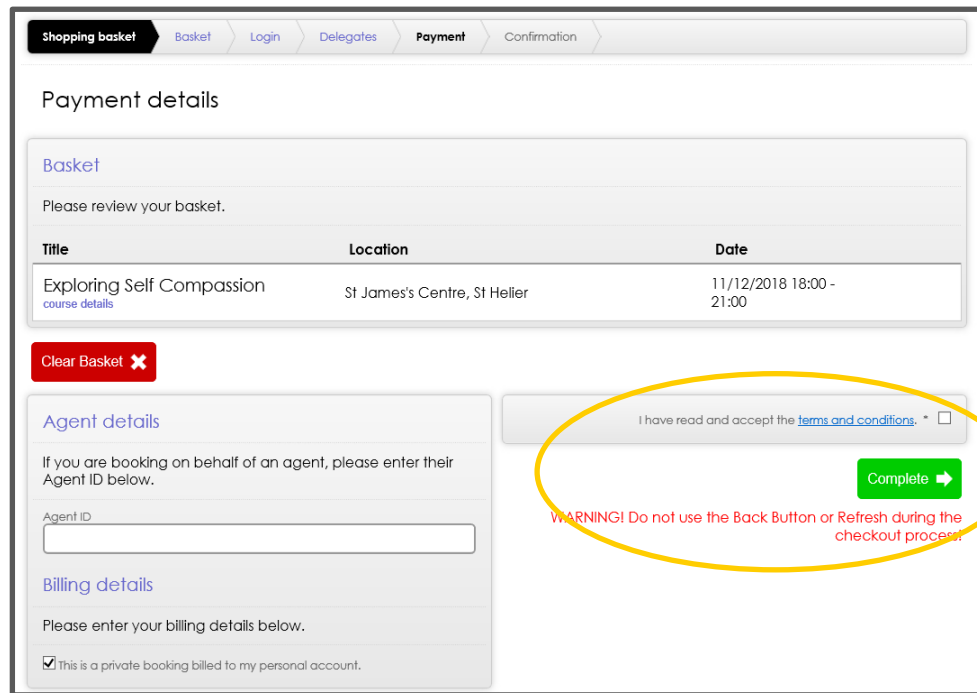
Title	Location	Date	Delegate
Exploring Self Compassion course details			
Assign delegates to your booking	St James's Centre, St Helier	11/12/2018 18:00 - 21:00	1 <input type="checkbox"/>
Delegate 1: * Siobhan Poingdestre [Edit Details] [Remove]			
* represents a delegate that will be placed onto a waiting list.			

[Clear Basket](#)

[Next Step](#)

Step 9

Once you've reviewed the course details, click 'Next Step'



Shopping basket

Basket Login Delegates Payment Confirmation

Payment details

[Basket](#)

Please review your basket.

Title	Location	Date
Exploring Self Compassion course details	St James's Centre, St Helier	11/12/2018 18:00 - 21:00

[Clear Basket](#) ✕

[Agent details](#)

If you are booking on behalf of an agent, please enter their Agent ID below.

Agent ID

[Billing details](#)

Please enter your billing details below.

This is a private booking billed to my personal account.

I have read and accept the [terms and conditions](#).

[Complete](#) ➔

WARNING! Do not use the Back Button or Refresh during the checkout process.

All of our
courses are
free, you won't
be billed

Step 10

Please make sure to review 'Terms and Conditions' and check the box before clicking 'Complete'

Once completed you will receive an email confirming you have registered your interest for the course(s). Please check you junk/spam inbox.